

Hide/Show Print Tools

2018 Parent Satisfaction Survey

Respondents: 2573 displayed, 2573 total

Status: Closed

Launched Date: 06/22/2018

Closed Date: 06/22/2018

1. The school my child attends is:
























		Response Total	Response Percent	Points	Avg
East HS		234	9%	n/a	n/a
Henderson HS		259	10%	n/a	n/a
Rustin HS		262	10%	n/a	n/a
Fugett MS		203	8%	n/a	n/a
Peirce MS		223	9%	n/a	n/a
Stetson MS		176	7%	n/a	n/a
East Bradford ES		78	3%	n/a	n/a
East Goshen ES		120	5%	n/a	n/a
Exton ES		132	5%	n/a	n/a
Fern Hill ES		92	4%	n/a	n/a
Glen Acres ES		169	7%	n/a	n/a
Hillsdale ES		137	5%	n/a	n/a
Mary C. Howse ES		128	5%	n/a	n/a
Penn Wood ES		129	5%	n/a	n/a
Starkweather ES		109	4%	n/a	n/a
Westtown-Thornbury ES		127	5%	n/a	n/a
Total Respondents		2578	100%		

2. The grade level of my child is:





		Response Total	Response Percent	Points	Avg
Kindergarten		227	9%	n/a	n/a
1st		202	8%	n/a	n/a
2nd		168	7%	n/a	n/a
3rd		232	9%	n/a	n/a
4th		204	8%	n/a	n/a
5th		185	7%	n/a	n/a
6th		197	8%	n/a	n/a
7th		204	8%	n/a	n/a
8th		204	8%	n/a	n/a
9th		205	8%	n/a	n/a
10th		172	7%	n/a	n/a
11th		182	7%	n/a	n/a
12th		196	8%	n/a	n/a
Total Respondents		2578	100%		

3. I am satisfied with the experiences my child receives from his/her teacher(s).






		Response Total	Response Percent	Points	Avg
Strongly Agree		1210	47%	n/a	n/a
Agree		992	39%	n/a	n/a
Neutral		201	8%	n/a	n/a

Disagree		118	5%	n/a	n/a
Strongly Disagree		39	2%	n/a	n/a
Total Respondents		2560	100%		
		(skipped this question)		13	
4. I have access to my child's teacher(s) when I feel the need for a conference.					
		Response Total	Response Percent	Points	Avg
Strongly Agree		1312	51%	n/a	n/a
Agree		934	37%	n/a	n/a
Neutral		241	9%	n/a	n/a
Disagree		53	2%	n/a	n/a
Strongly Disagree		17	1%	n/a	n/a
Total Respondents		2557	100%		
		(skipped this question)		16	
5. I am satisfied with the experiences my child receives from his/her principal.					
		Response Total	Response Percent	Points	Avg
Strongly Agree		1138	44%	n/a	n/a
Agree		888	35%	n/a	n/a
Neutral		387	15%	n/a	n/a
Disagree		111	4%	n/a	n/a
Strongly Disagree		42	2%	n/a	n/a
Total Respondents		2566	100%		
		(skipped this question)		7	
6. I am satisfied with the experiences my child receives from his/her nurse.					
		Response Total	Response Percent	Points	Avg
Strongly Agree		1152	45%	n/a	n/a
Agree		888	35%	n/a	n/a
Neutral		467	18%	n/a	n/a
Disagree		46	2%	n/a	n/a
Strongly Disagree		10	0%	n/a	n/a
Total Respondents		2563	100%		
		(skipped this question)		10	
7. I am satisfied with the experiences my child receives from his/her counselor.					
		Response Total	Response Percent	Points	Avg
Strongly Agree		898	35%	n/a	n/a
Agree		776	31%	n/a	n/a
Neutral		673	27%	n/a	n/a
Disagree		137	5%	n/a	n/a
Strongly Disagree		54	2%	n/a	n/a
Total Respondents		2538	100%		
		(skipped this question)		35	
8. I am satisfied that my child's instructional needs are being met by teachers.					
		Response Total	Response Percent	Points	Avg
Strongly Agree		1053	41%	n/a	n/a
Agree		1048	41%	n/a	n/a






Neutral		223	9%	n/a	n/a
Disagree		194	8%	n/a	n/a
Strongly Disagree		43	2%	n/a	n/a
Total Respondents		2561	100%		
		(skipped this question)		12	
9. I believe my child is being challenged appropriately.					
		Response Total	Response Percent	Points	Avg
Strongly Agree		905	35%	n/a	n/a
Agree		1151	45%	n/a	n/a
Neutral		280	11%	n/a	n/a
Disagree		183	7%	n/a	n/a
Strongly Disagree		39	2%	n/a	n/a
Total Respondents		2558	100%		
		(skipped this question)		15	
10. My child's teacher(s) keep(s) grades up-to-date through the school's on-line grade reporting center.					
		Response Total	Response Percent	Points	Avg
Strongly Agree		1032	40%	n/a	n/a
Agree		995	39%	n/a	n/a
Neutral		294	11%	n/a	n/a
Disagree		175	7%	n/a	n/a
Strongly Disagree		65	3%	n/a	n/a
Total Respondents		2561	100%		
		(skipped this question)		12	
11. I am comfortable raising an issue or concern with a teacher.					
		Response Total	Response Percent	Points	Avg
Strongly Agree		1256	49%	n/a	n/a
Agree		978	38%	n/a	n/a
Neutral		191	7%	n/a	n/a
Disagree		108	4%	n/a	n/a
Strongly Disagree		29	1%	n/a	n/a
Total Respondents		2562	100%		
		(skipped this question)		11	
12. I am comfortable raising an issue or concern with a school administrator.					
		Response Total	Response Percent	Points	Avg
Strongly Agree		1131	44%	n/a	n/a
Agree		1005	39%	n/a	n/a
Neutral		264	10%	n/a	n/a
Disagree		121	5%	n/a	n/a
Strongly Disagree		37	1%	n/a	n/a
Total Respondents		2558	100%		
		(skipped this question)		15	
13. The school is a safe place for my son/daughter.					
		Response Total	Response Percent	Points	Avg
Strongly Agree		1041	41%	n/a	n/a

Agree		1148	45%	n/a	n/a
Neutral		267	10%	n/a	n/a
Disagree		83	3%	n/a	n/a
Strongly Disagree		21	1%	n/a	n/a
Total Respondents		2560	100%		
		(skipped this question)		13	






14. I feel the school culture is positive and supportive.

		Response Total	Response Percent	Points	Avg
Strongly Agree		1126	44%	n/a	n/a
Agree		1092	43%	n/a	n/a
Neutral		231	9%	n/a	n/a
Disagree		87	3%	n/a	n/a
Strongly Disagree		28	1%	n/a	n/a
Total Respondents		2564	100%		
		(skipped this question)		9	






15. I would recommend my child's school to friends whose children attend elsewhere.

		Response Total	Response Percent	Points	Avg
Strongly Agree		1238	48%	n/a	n/a
Agree		932	36%	n/a	n/a
Neutral		264	10%	n/a	n/a
Disagree		93	4%	n/a	n/a
Strongly Disagree		35	1%	n/a	n/a
Total Respondents		2562	100%		
		(skipped this question)		11	

16. My child has experienced repeated acts of bullying in school.

		Response Total	Response Percent	Points	Avg
Strongly Agree		76	3%	n/a	n/a
Agree		236	9%	n/a	n/a
Neutral		376	15%	n/a	n/a
Disagree		991	39%	n/a	n/a
Strongly Disagree		881	34%	n/a	n/a
Total Respondents		2560	100%		
		(skipped this question)		13	

17. My child has experienced repeated acts of bullying on social media.

		Response Total	Response Percent	Points	Avg
Strongly Agree		30	1%	n/a	n/a
Agree		63	2%	n/a	n/a
Neutral		289	11%	n/a	n/a
Disagree		889	35%	n/a	n/a
Strongly Disagree		1281	50%	n/a	n/a
Total Respondents		2552	100%		
		(skipped this question)		21	

18. The school regularly communicates to parents about school initiatives, programs and events.

		Response Total	Response Percent	Points	Avg
--	--	-----------------------	-------------------------	---------------	------------

Strongly Agree		1315	51%	n/a	n/a
Agree		1024	40%	n/a	n/a
Neutral		113	4%	n/a	n/a
Disagree		84	3%	n/a	n/a
Strongly Disagree		22	1%	n/a	n/a
Total Respondents		2558	100%		
		(skipped this question)	15		

19. The district regularly communicates to parents about district initiatives, programs and events.

		Response Total	Response Percent	Points	Avg
Strongly Agree		1286	50%	n/a	n/a
Agree		1092	43%	n/a	n/a
Neutral		125	5%	n/a	n/a
Disagree		43	2%	n/a	n/a
Strongly Disagree		13	1%	n/a	n/a
Total Respondents		2559	100%		
		(skipped this question)	14		

20. I would be interested in receiving school closing information or other emergency notifications via text message.

		Response Total	Response Percent	Points	Avg
Strongly Agree		1401	55%	n/a	n/a
Agree		814	32%	n/a	n/a
Neutral		246	10%	n/a	n/a
Disagree		65	3%	n/a	n/a
Strongly Disagree		39	2%	n/a	n/a
Total Respondents		2565	100%		
		(skipped this question)	8		

21. How can we improve?

Total Respondents		1278
		(skipped this question) 1295